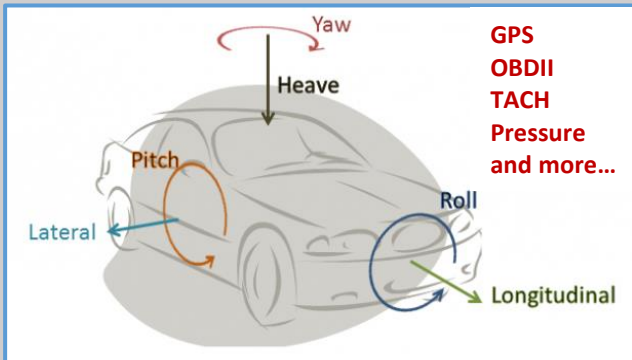


**Precision Instrument for Measurement and Testing  
Motion Performance**

Over 30 years of engineering and customer feedback is integrated in the design of the Vericom VC4000DAQ - making the VC4000DAQ among the most user friendly for measuring Drag Factor, motion, brake efficiency, vibration, and 3-axis acceleration. Vericom is known world-wide for its accuracy in capturing speed, distance, acceleration and time. The unique Vericom Run Duration Protocol™ ensures precise synchronization of the four key measurements of physics; acceleration, speed, time and distance.



**Acceleration and Performance Data Logger**

- 2G and 6G tri-axis accelerometers with configurable sample rate up to 1000 Hz
- Optional 25G, 50G, and 100G accelerometers for high G analysis and vibration applications
- 2-axis angular rate gyro for measuring yaw and automatic pitch adjustment
- Use the streaming data feature to monitor acceleration, GPS, OBDII, and other sensors for an extended time without worry of losing any details due to lack of storage capacity.

**Internal 10Hz GPS**

- High precision GPS for additional analysis capability.
- Allows for inclusion of objective speed and location data to add strength and objectivity to any report.



**Ultimate Sensor Flexibility**

Add a variety of sensors to configure your VC4000 DAQ to the specific needs of your application.



**Vericom LLC**

## Powerful. Flexible. Simple.

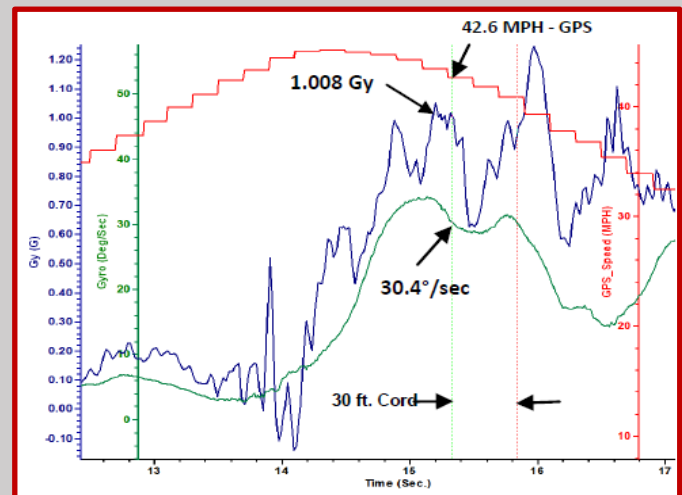
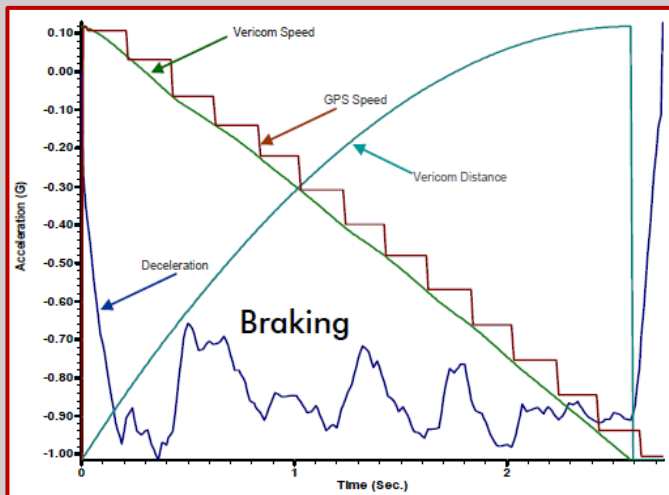
The Vericom VC4000DAQ™ series is a Performance Analyst, Dynamometer, Data Logger, Transit Brake Meter, Road Geometry Meter, Runway Friction Meter, Automotive Brake Meter, accelerometer (decelerometer) and much more. The VC4000DAQ measures instantaneous acceleration 100 times per second in the X, Y, and Z axis.

Display Average Table 10/18/2015					
Date & Time	Run No.	Time Sec	Acceleration Average G	Speed MPH	Distance Feet
9/24/2015 09:18 AM	4	1.95	-0.891	38.10	56.6
9/24/2015 09:19 AM	5	1.95	-0.887	37.95	55.8
9/24/2015 09:21 AM	6	1.95	-0.882	37.74	56.2
9/24/2015 09:22 AM	7	3.46	-0.897	68.07	178.5
9/24/2015 09:23 AM	8	3.41	-0.897	67.06	172.4
9/24/2015 09:26 AM	9	3.35	-0.895	65.74	168.4
9/24/2015 09:30 AM	10	4.13	-0.892	80.80	253.4
<b>Average of Runs</b>		<b>2.89</b>	<b>-0.891</b>	<b>56.50</b>	<b>134.5</b>

Range Table	
f	Speed Result
0.80	57.88
0.81	58.24
0.81	58.60
0.83	58.96
0.84	59.31
0.85	59.66
0.86	60.01
0.87	60.36
0.88	60.71

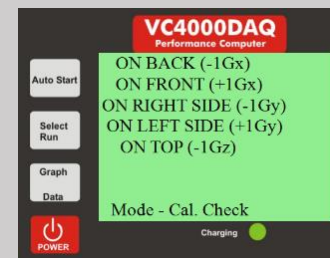
The Vericom VC4000DAQ™ includes Vericom's powerful Profile Professional 5© Software

- **Simple and Powerful:** Analyze and compare test data using easy to use predefined graphs, tables, and reports.
- **Custom Graphs and Reports:** Export data directly to MS Word and MS Excel to create your own customized reports or to integrate data from other sources.



### User Calibration Check

With the on-board user calibration check, you can verify that the VC4000DAQ accelerometers are maintaining their factory calibration. No need to send your VC4000DAQ to our service team unnecessarily.



### Vericom LLC

14320 James Road - Suite 200, Rogers, MN 55374  
 Phone 763-428-1381 • Toll Free USA or Canada 800-533-5547 • Fax 763-428-4856  
[info@vericomcomputers.com](mailto:info@vericomcomputers.com) • [www.vericomcomputers.com](http://www.vericomcomputers.com)